

Thank you for choosing and purchasing
PEPPOS Pet Feeder

We continue to provide customers with high-end pet products
Make more fun for raising your pet!



Product execution standard: GB/T11-2009
PEPPOS Pet Feeder

9.Indicator light function status description

Functional description	Description
Food outlet indicator light	Feeder's turned on: The function button indicator light is always lit up. Feeder's turned off: The function button and the indicator light are turned off. Food delivery indicator light: Indicates when the food is delivered. Food warning indicator light: Function button is not pressed for 10 minutes, the indicator light will flash. Food delivery indicator light: After pressing the function button, the indicator light will flash. Food delivery indicator light: After pressing the function button, the indicator light will flash. Food delivery indicator light: After pressing the function button, the indicator light will flash.
Colorful atmosphere light	1. On the left side of the feeding machine is the state of remaining food. The user can only see the feeding machine status on the top with "Feeding mode" "Peak mode" "Maintenance mode" when the feeding machine is running to deliver food.
WiFi indicator light	1. Configuration status: Green light flashes quickly. 2. Receiving network: Green light is always on. 3. Receiving signal: Red light is always on.

10.Backup power supply instructions

1. Choose a power bank with an output of 5V. The size of the power bank cannot be larger than 10000mAh.
2. First plug the "Main power cord" into the backup power supply port of the feeding machine, and then plug the other end into the power bank.
3. A power bank with a capacity of 10000mAh can be used for 4 days (the use time of power banks from different manufacturers will vary).
4. After the backup power cord is connected, check whether the indicator light of the power bank is on. The feeding machine can start normally only when the power bank is online.
5. The power bank is general aware by "red" means. During the period, the power bank can be switched from time to time by pressing the "Function button" of the feeding machine.

11.Basic parameters

- Product name: PEPPOS Pet Feeder
- Product model: PEPPOS P10
- Product measurement: 305*207*202mm
- Product net weight: 2.3kg
- Product capacity: 5L
- Product material: ABS
- Built-in frequency band: 2.4G
- App installation requirements: Android 5.0/iOS 10.0 and above
- Adapter parameters: Input: 110-240V, 50/60Hz, 0.55A
- Output: 5.0V, 2.1A

12.Packing list

- Food machine: 1, Power adapter: 1, Power cord: 1, Spare power cord: 1, Pack of desiccant: 1, Product manual: 1

13.Product features

- The SL standard capacity food barrel is high-end, simple, fashionable and beautiful, and has perfect home effect.
- Mobile APP control allows for regular and quantitative feeding. Precise feeding is good for pet health.
- Three lighting modes and 7 ambient lighting effects can be selected to make the food delivery more atmospheric.
- The intelligent remaining food reminder and food storage warning functions allow pet owners to replenish food in time.
- The automatic reversal system design to prevent food jamming makes food delivery smoother and ensures safety.
- Built-in power supply of TYPE-C and external power bank ensures that the feeding plan is carried out and the pet is no longer hungry.
- You can remotely control the feeding machine in real time or receive information through multi-media networks such as "WeChat" and "Weibo" through wireless network.

14.Contact information

Shenzhen Goshen Pet Feeder Technology Co., Ltd.
Address: No. 1, Goshen 1st Road, Goshen (Shenzhen) Hong Kong Cooperation Zone (Shenzhen), Guangdong
Headquarters phone number: +86 (0)755-8991-8991
National service hotline: +86 400-668-389
Website: www.peppos-tech.com



15.Precautions

1. This product is only suitable for pet dry food.
2. This machine is suitable for cats or small and medium-sized dogs.
3. Please use the original power adapter and wires.
4. This equipment is different from toys. Minors must use this equipment under the supervision of their parents. Be sure to power children from playing with the device as a toy or string on it.
5. When the remaining food is lower than the center line of the remaining food window, the function button indicator light will light up red, and the APP will also receive the remaining food alarm message.
6. At this time, there is only 1.2 liters of remaining food left in the built-in food barrel that can be used continuously. In order to ensure that the number of food output in the later period will not be reduced, please replenish food in time.
7. The built-in food barrel can only place with dry dog food. Do not place other types of food (wet food or frozen food) or foreign objects.
8. This device contains electronic parts and does not have waterproof function. It can be placed in a dry location. Do not place the device outdoors, on the ground with high temperature and humidity, exposed to rain and snow, and in places with strong magnetic field interference. Do not allow the device to come into contact with or invade water.
9. Please do not place or use this device in the bathroom. The device should be placed at least 1 meter away from the pool.
10. If the device cannot work properly due to falling, impact, damage, being placed outdoors, or water intrusion, please stop using it immediately.
11. This product is not suitable for other purposes except feeding pets.
12. People (including children) who lack full oral capacity and lack relevant experience and knowledge must use, clean and maintain this product under the supervision and guidance of guardians.
13. Please do not disassemble, modify or repair this product by yourself; otherwise you will lose all warranty and service rights.
14. When plugging or unplugging the adapter, do not put the power cord directly.
15. Please do not put foreign objects into or insert this product, and do not modify or repair this product without authorization.
16. Do not allow this product to work in a high-voltage electric field or strong magnetic environment. In severe cases, it may cause electronic components to be out of order or be damaged (such as program reset or corruption).
17. Please do not use this product in an environment with unstable voltage. In severe cases, the power adapter may catch fire or explode, and the electronic components may be out of order and be damaged.
18. Please do not use this product next to equipment that generates large amounts of heat. In severe cases, the power adapter may catch fire or explode, and electronic components may be out of order or be damaged.
19. If the product is out of order, email, or is abnormally hot, please stop using the product and call the national customer hotline +86 400-668-389.
20. This device cannot be restarted repeatedly; otherwise the module starts the protection mechanism, and the program will automatically shut down.

16.Warranty card

Product certificate

QC Passed

Product Warranty Card

This card is a product warranty certificate. please keep it properly

Product name	Product model
Purchase date	Customer name
Contact information	

Product maintenance records

Date	Negative phenomenon	Solution

Warranty instructions
The after-sales service of PEPPOS pet feeding products is implemented strictly in accordance with the "Consumer Rights and Interests Protection Law of the People's Republic of China" and the "Product Quality Law of the People's Republic of China". Three guarantee after-sales services. The service content is as follows:
1. The warranty period of this product: Within one year from the date of purchase (subject to the valid purchase certificate). During the warranty period, if the product has quality problems, it will be repaired free of charge. If the product is damaged due to human factors, the user shall pay for the repair. If the product is damaged due to human factors, the user shall pay for the repair. If the product is damaged due to human factors, the user shall pay for the repair.
2. The warranty period of this product: Within one year from the date of purchase (subject to the valid purchase certificate). During the warranty period, if the product has quality problems, it will be repaired free of charge. If the product is damaged due to human factors, the user shall pay for the repair. If the product is damaged due to human factors, the user shall pay for the repair. If the product is damaged due to human factors, the user shall pay for the repair.
3. The warranty period of this product: Within one year from the date of purchase (subject to the valid purchase certificate). During the warranty period, if the product has quality problems, it will be repaired free of charge. If the product is damaged due to human factors, the user shall pay for the repair. If the product is damaged due to human factors, the user shall pay for the repair. If the product is damaged due to human factors, the user shall pay for the repair.
4. Any faults or defects caused by the use of this product in an environment where the power supply is unstable, the user shall be responsible for the repair. If the product is damaged due to human factors, the user shall pay for the repair. If the product is damaged due to human factors, the user shall pay for the repair. If the product is damaged due to human factors, the user shall pay for the repair.
5. The warranty period of this product: Within one year from the date of purchase (subject to the valid purchase certificate). During the warranty period, if the product has quality problems, it will be repaired free of charge. If the product is damaged due to human factors, the user shall pay for the repair. If the product is damaged due to human factors, the user shall pay for the repair. If the product is damaged due to human factors, the user shall pay for the repair.
6. The warranty period of this product: Within one year from the date of purchase (subject to the valid purchase certificate). During the warranty period, if the product has quality problems, it will be repaired free of charge. If the product is damaged due to human factors, the user shall pay for the repair. If the product is damaged due to human factors, the user shall pay for the repair. If the product is damaged due to human factors, the user shall pay for the repair.
7. The warranty period of this product: Within one year from the date of purchase (subject to the valid purchase certificate). During the warranty period, if the product has quality problems, it will be repaired free of charge. If the product is damaged due to human factors, the user shall pay for the repair. If the product is damaged due to human factors, the user shall pay for the repair. If the product is damaged due to human factors, the user shall pay for the repair.
8. The warranty period of this product: Within one year from the date of purchase (subject to the valid purchase certificate). During the warranty period, if the product has quality problems, it will be repaired free of charge. If the product is damaged due to human factors, the user shall pay for the repair. If the product is damaged due to human factors, the user shall pay for the repair. If the product is damaged due to human factors, the user shall pay for the repair.
9. The warranty period of this product: Within one year from the date of purchase (subject to the valid purchase certificate). During the warranty period, if the product has quality problems, it will be repaired free of charge. If the product is damaged due to human factors, the user shall pay for the repair. If the product is damaged due to human factors, the user shall pay for the repair. If the product is damaged due to human factors, the user shall pay for the repair.
10. The warranty period of this product: Within one year from the date of purchase (subject to the valid purchase certificate). During the warranty period, if the product has quality problems, it will be repaired free of charge. If the product is damaged due to human factors, the user shall pay for the repair. If the product is damaged due to human factors, the user shall pay for the repair. If the product is damaged due to human factors, the user shall pay for the repair.

User instructions
For your own benefit and safety, please read the instructions carefully before using this product. If you fail to operate the product in accordance with the instructions for use or fail to follow the precautions, any personal injury may result, we assume no responsibility for any injuries, property or other losses.


About the user manual
The user manual authorization, trademark, and font size belong to Peppos Company. If the content of the user manual is inconsistent with the actual product (including APP), the actual product(APP) shall prevail. We retain the right to interpret and modify the user manual within the extent permitted by law. If you have any questions about any content or terms of the user manual, please submit a written objection to us within 7 days after purchasing, otherwise you will be deemed to have agreed, understood and accepted the entire contents of the user manual.

Authorization statement
This APP (Peppos) respects and protects the personal rights of all served users. In order to provide you with more accurate and personalized service, this APP will use and share your personal device operating rights in accordance with the authorized directions. This application will treat this information with high importance and prudence. Unless specified, this APP will disclose this information or provided to third parties without your prior permission. Users authorized by you to share have all the use permissions of your current device, such as video, photo, audio, listening, etc. If you decide to authorize, it means that you have fully known and understood the above terms, and we do not assume any form of responsibilities for the resulting personal privacy leakage, relationship disputes and loss of property credit. Please use the authorized function with caution. We have the final interpretation to this authorization term and have the right to immediately terminate the service agreement with the authorized users.

1.Product overview



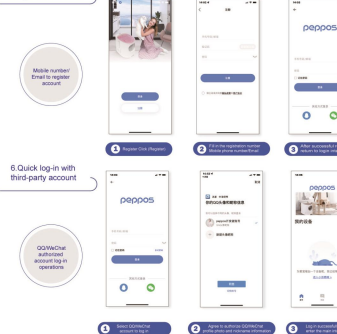
2.Parts description



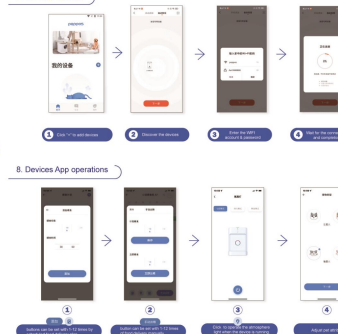
3.Using operations



5.Register an account



7.Add new devices



8.Devices App operations

